
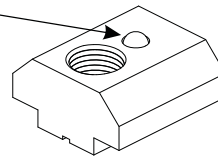


## Ball Screw

Nut can be inserted into T slot from outside directly while ball will hold it's position

BALL WILL RETAIN THE T NUT INSIDE THE PROFILE AT THE SPECIFIED LOCATION.

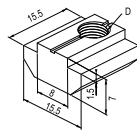


Reliability	★★★★★
Efficiency	★★★★★
Cost	★★★★★

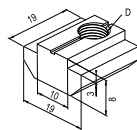


BALL SCREW

16



6.2 2.0	8.2 2.2	10.2 4.0	10.2 6.0
------------	------------	-------------	-------------



6.2 2.0	8.2 2.2	10.2 4.0	10.2 6.0
------------	------------	-------------	-------------

D	Material	Part No
M5	plated steel	08.BS.M5
M6	plated steel	08.BS.M6

D	Material	Part No.
M6	zinc plated steel	10.BS.M6
M8	zinc plated steel	10.BS.M8