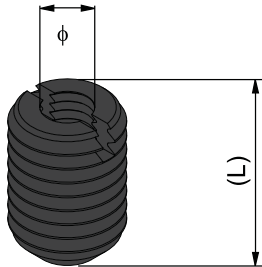
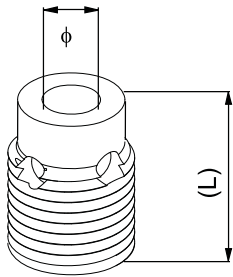


Insert



Description	TAP	L(mm)	φ (mm)	Part No.
PG30 Insert	11x1mm	12	M5	08.IN.M5
PG30 Insert	11x1mm	12	M6	08.IN.M6
PG30 Insert	11x1mm	12	M8	08.IN.M8
PG40 Insert	13x1mm	16	M5	10.IN.M5
PG40 Insert	13x1mm	16	M6	10.IN.M6
PG40 Insert	13x1mm	16	M8	10.IN.M8
PG40 Insert	13x1mm	16	M10	10.IN.M10

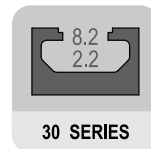
Core Reducer



Description	L(mm)	φ (mm)	Part No.
PG30 Core Reducer	16	M5	08.CR.M5
PG30 Core Reducer	16	M6	08.CR.M6
PG30 Core Reducer	16	M8	08.CR.M8
PG34 Core Reducer	20	M5	10.CR.M5
PG40 Core Reducer	20	M6	10.CR.M6
PG40 Core Reducer	20	M8	10.CR.M8
PG40 Core Reducer	20	M10	10.CR.M10

*Tapping not required

Tap



PART NO.
TAP.11x1



PART NO.
TAP.13x1

Insert

Core Reducer

Tap